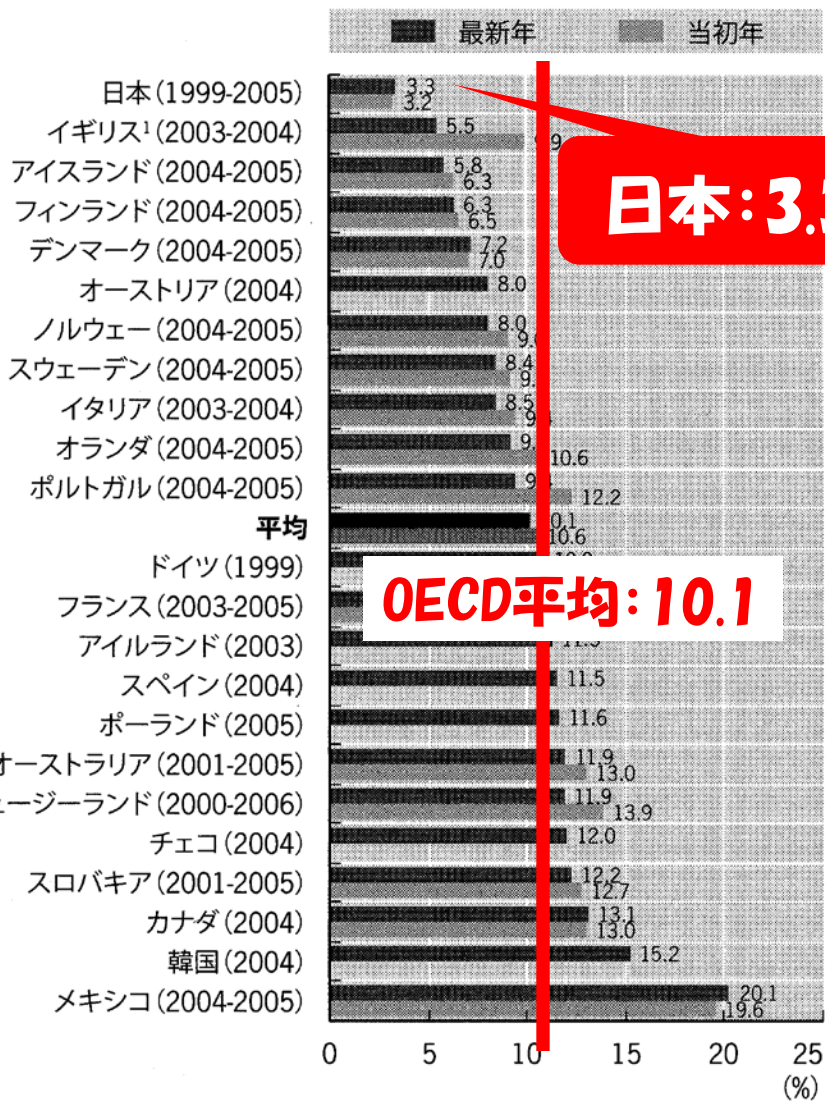
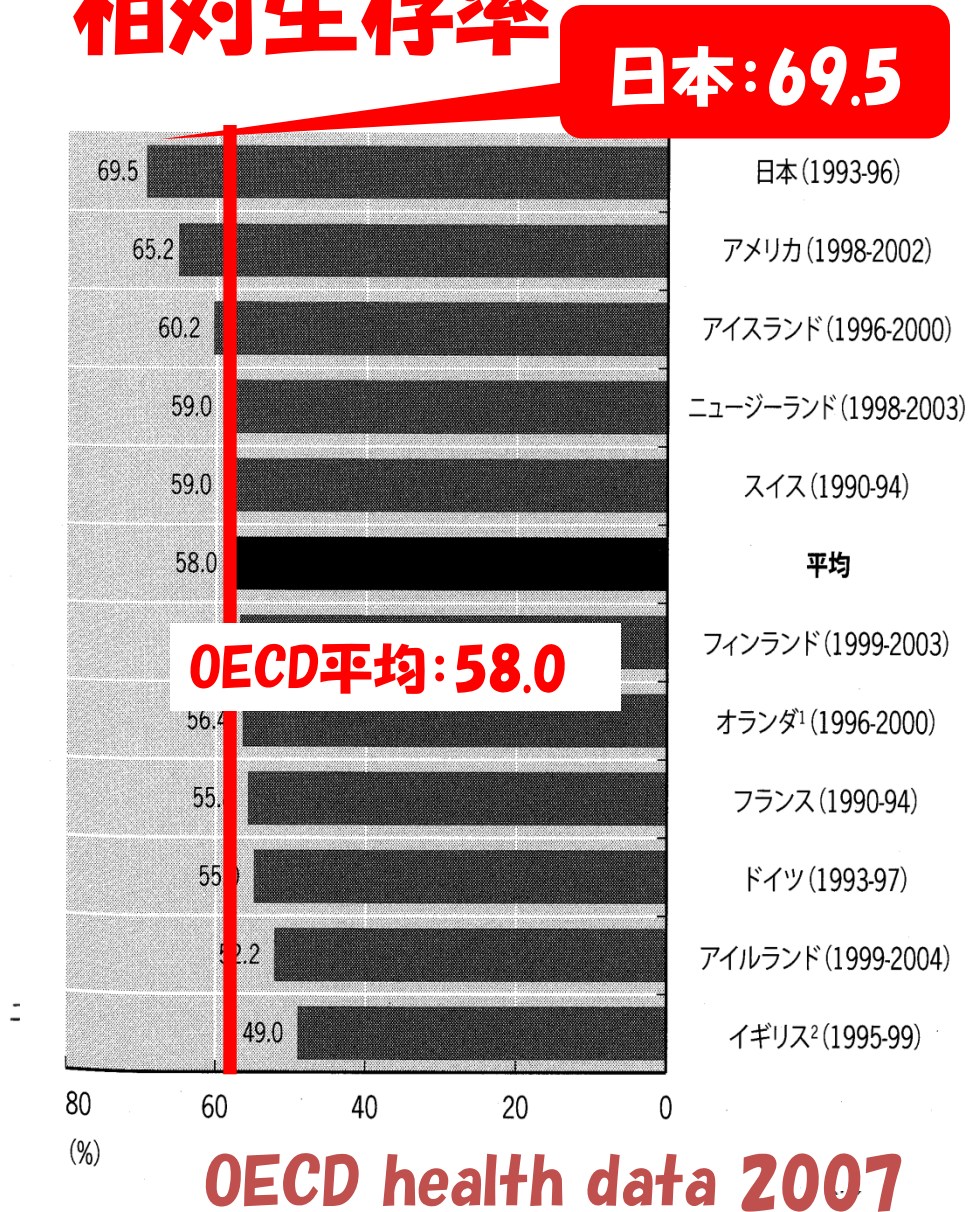


脳梗塞入院30日 以内の院内致命率



結腸直腸がん5年 相対生存率



くも膜下出血外科治療の予後

社会復帰

家庭自立

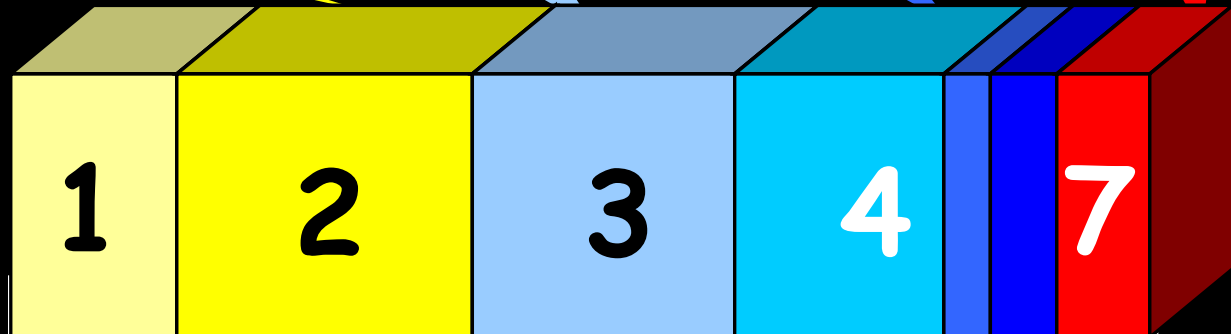
ねたきり

死亡

欧米 ISAT

n=947


重症例10%



日本

n=7578

重症例42%



Lanset 366: 809, 2005.

NMC 47: 95, 2007.



The
WORLD
HEALTH
REPORT

Statistical Annex

USA 24位

USA 15位

健康レベル

総合目標
達成度

Member State	ATTAINMENT OF GOALS								PERFORMANCE	
	Health		Responsiveness		Fairness in financial contribution	Overall goal attainment	Health expenditure per capita in international dollars	On level of health	Overall health system	
	Level (DALE)	Distribution	Level	Distribution						
Japan	1	2	6	3-38	8-1	1	13	9	10	
Jordan	111	83	84-86	53-57	49-50	84	98	100	83	
Kazakhstan	122	52	90-91	60-61	167	62	112	135	64	
Kenya	162	135	144	142	79-81	142	152	178	140	
Kiribati	125	121	120-121	122	16	123	103	144	142	

Canada Outranks U.S. in Healthcare Report Card

平均寿命、死亡率、がん、循環器系疾患、
呼吸器疾患、障害、乳児死亡率など11の基準で医療を総合評価

1 Japan	A	9 Australia	B
2 Switzerland	A	10 Canada	B
3 Italy	A	11 Netherlands	C
4 Norway	A	12 Austria	C
5 Sweden	B	13 Ireland	C
6 France	B	14 United Kingdom	D
7 Finland	B	15 Denmark	D
8 Germany	B	16 United States	D

Conference Board of Canada 2009